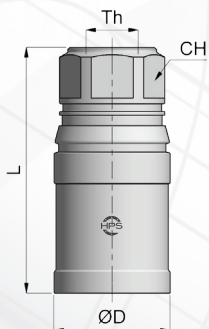


WATER COUPLINGS / **RACCORDS À EAU** / WASSERKUPPLUNGEN



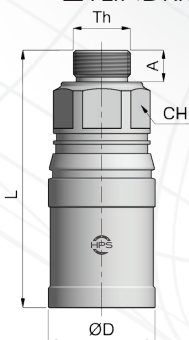
FEMALE THREAD / FILETAGE TARAUDÉ / INNENGEWINDE



Th (G)	Ø D	L	CH	Part-number
3/8	25	66.5	23	KE9M38V
1/2	31	80	30	KE12M12V
3/4	38	99	36	KE16M34V
3/4	50	117	42	KE20M34V
1"	50	117	42	KE20M100V
1"	55	137	50	KE25M100V
1" 1/4	55	137	50	KE25M114V



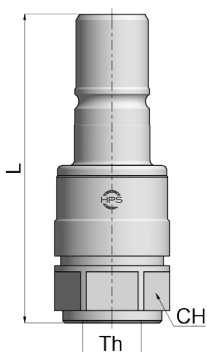
PARALLEL MALE THREAD / FILETAGE CYLINDRIQUE
ZYLINDRISCHES G-AUßENGEWINDE



Th (G)	Ø D	L	A	CH	Part-number
3/8	25	66	12	23	KE9M38VC60
1/2	31	80	14	30	KE12M12VC60
3/4	38	100	16	36	KE16M34VC60
1"	50	129	20	42	KE20M100VC60
1" 1/4	55	139	21	50	KE25M114VC60



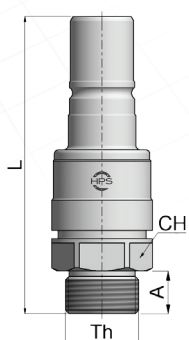
FEMALE THREAD / FILETAGE TARAUDÉ / INNENGEWINDE



Th (G)	L	CH	Part-number
3/8	62	23	GE9F38V
1/2	77	30	GE12F12V
3/4	99	36	GE16F34V
3/4	127	42	GE20F34V
1"	127	42	GE20F100V
1"	149	50	GE25F100V
1" 1/4	149	50	GE25F114V



PARALLEL MALE THREAD / FILETAGE CYLINDRIQUE
ZYLINDRISCHES G-AUßENGEWINDE



Th (G)	L	A	CH	Part-number
3/8	60	12	23	GE9M38VC60
1/2	75	14	30	GE12M12VC60
3/4	99	16	36	GE16M34VC60
1"	139	20	42	GE20M100VC60
1" 1/4	152	21	50	GE25M114VC60

