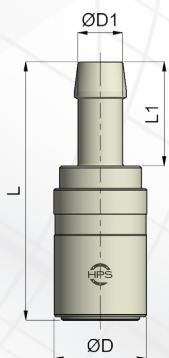


# WATER COUPLINGS / RACCORDS À EAU WASSERKUPPLUNGEN

## STRAIGHT SOCKETS / RACCORD RAPIDE DROIT / GERADE BUCHSE

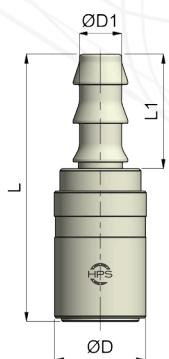


Ø D	Ø D1	L	L1	Part-number
19.5	8	60	23	K6T8V
25	12	69	28.5	K9T12V
30.5	13	81.5	28	K12T13V
30.5	16	81.5	28	K12T16V
38	16	108	38	K16T16V
38	19	108	38	K16T19V

Without valve remove **V** from reference.



## STRAIGHT SOCKETS FOR PUSH-LOCK HOSE RACCORD RAPIDE DROIT POUR TUYAU PUSH LOCK BUCHSE GERADE FÜR SCHLAUCHTÜLE

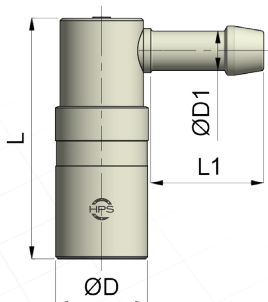


Ø D	Ø D1	L	L1	Part-number
19.5	10	65.5	24	K6T10VSL
25	10	69.5	24	K9T10VSL
25	13	69.5	28	K9T13VSL
30.5	13	81.5	28	K12T13VSL
38	16	113	38	K16T16VSL
38	19	113	38	K16T19VSL

Without valve remove **V** from reference.



## 90° SOCKETS / RACCORD RAPIDE COUDÉ 90° / BUCHSE 90°



Ø D	Ø D1	L	L1	Part-number
19.5	8	48.5	23	K6T8V90
25	10	65	28	K9T10V90
25	12	65	28	K9T12V90
30.5	16	79.5	28	K12T16V90
38	19	108	43	K16T19V90

Without valve remove **V** from reference.

For Push-Lock, add **SL** to the reference.

